

**ExxonMobil**

Mobil  Mobil 

June 2020

# Week 9 #SolveItWithSTEM@Home


## Colouring and Experiment Pack

*featuring Alice the STEM Guru*

Our motto at work is  
'Nobody Gets Hurt'...

We need to take extra care when  
climbing ladders on site.

What do you need to look out for when  
climbing trees or on play equipment?  
Use the space below:




**Hello, I'm back  
this week!  
I hope you enjoy  
the activities for  
Week 9!**

**ExxonMobil**

Mobil Esso Mobil

Colour **all** the jobs relating to  
STEM (Science, Technology,  
Engineering and Mathematics)  
in red



Plant Scientist

Car Mechanic

Charity Volunteer

Hotel Manager

Paramedic

Astronaut

Estate Agent

Chemical Engineer

Biology Teacher

Retail Assistant

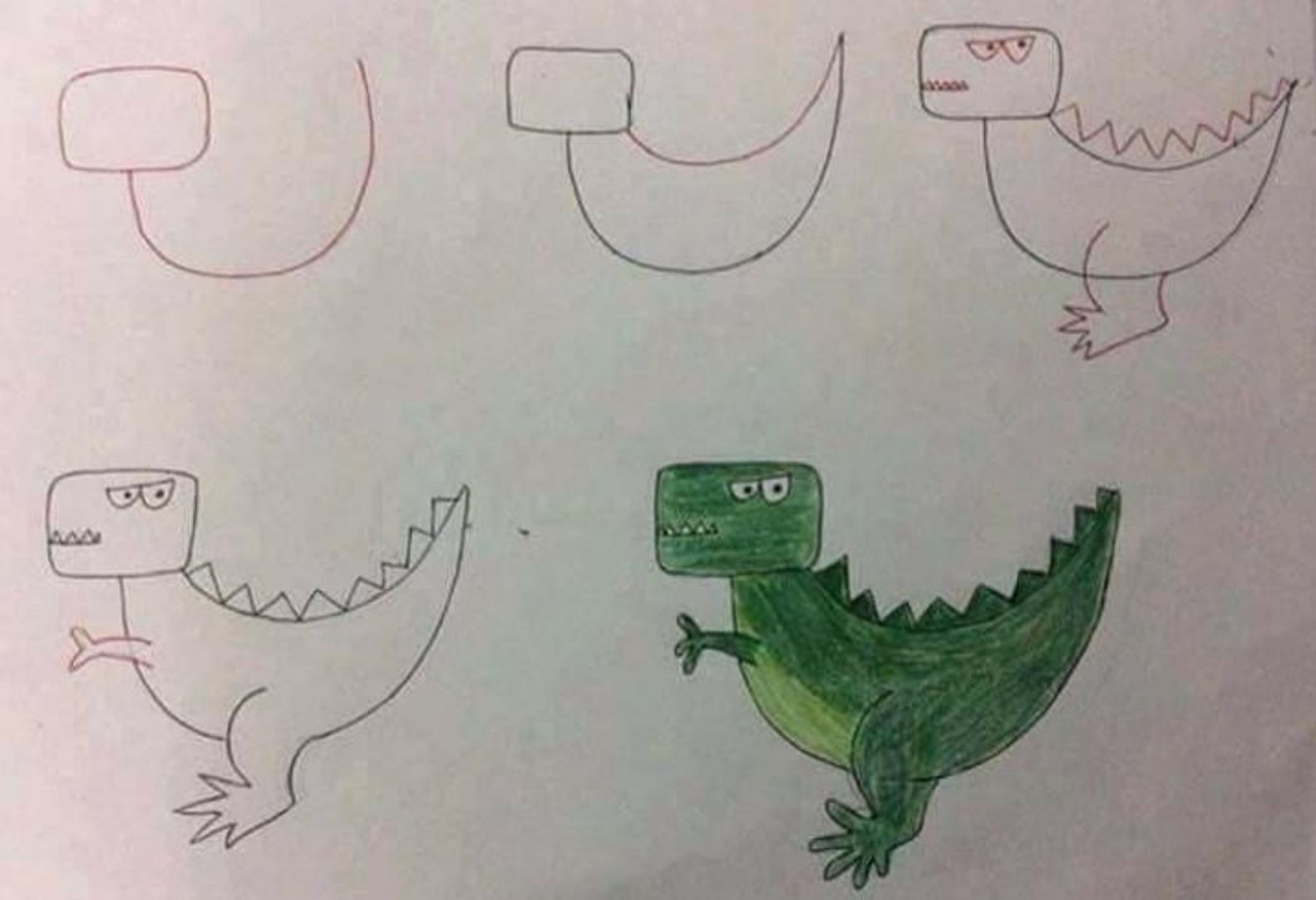
Lab Technician

ExxonMobil

Mobil Esso Mobil



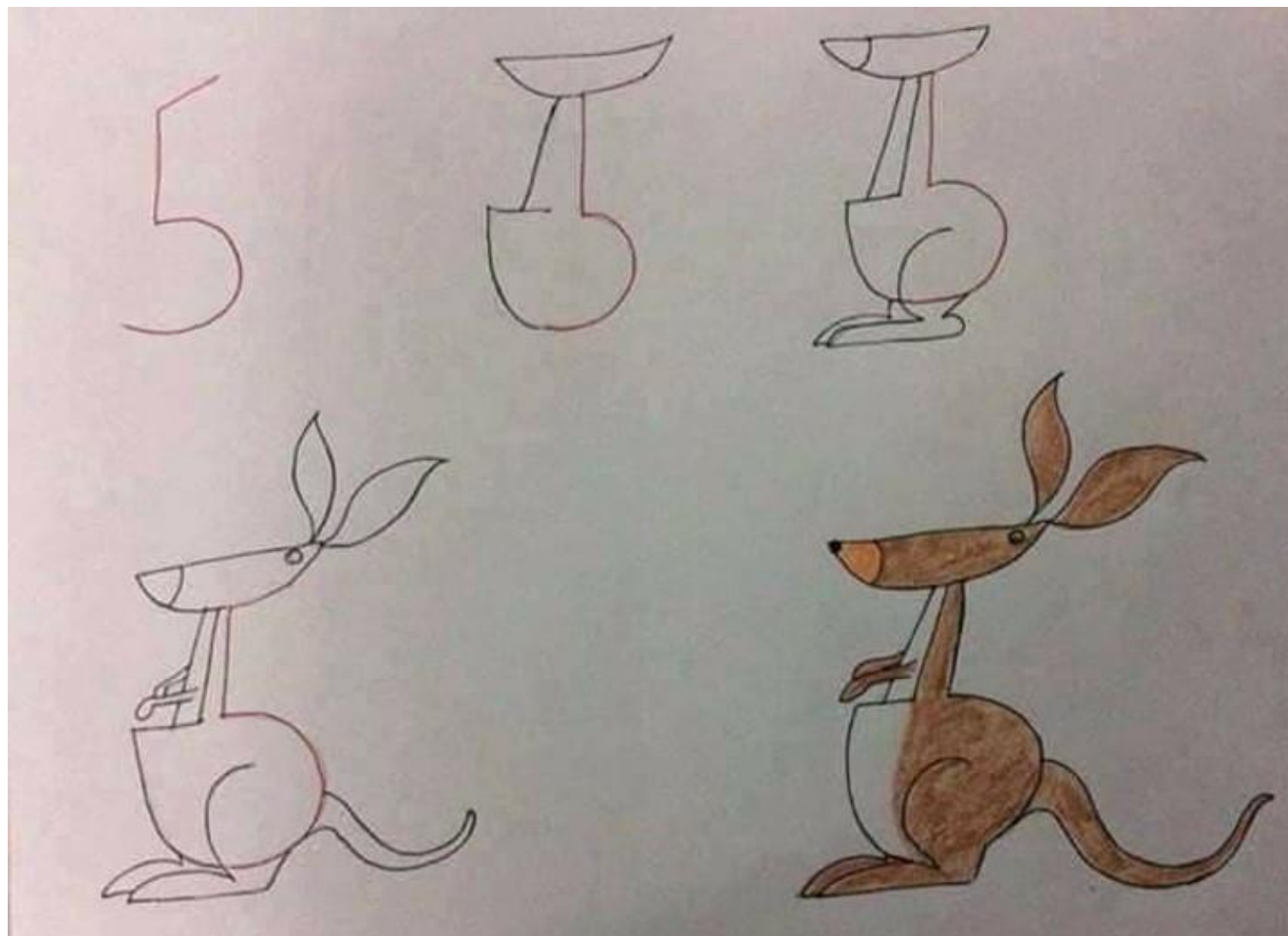
The T-Rex was a seriously big dinosaur, growing up to 12m long and 6m tall! Try drawing one...



**ExxonMobil**

Mobil  Mobil

Did you know female kangaroos have a pouch on their belly to cradle baby kangaroos? Have a go at drawing one...



# Experiment #10: Colour chromatography

(Make sure you have an adult help you with this experiment)

## Items Required:

- Large bowl or several glasses
- Pencils or straws
- Blotting paper (coffee filter paper or toilet paper is appropriate)
- Water
- Marker pens (the more colours the better!)
- Sticky tape or bulldog clips

## Instructions:

- Tear up the blotting paper to make several strips.
- On each of the strips, use a different marker pen to draw a horizontal line 2cm from the bottom.
- Pour enough water into each glass so the end of the strip (with the marker pen line) is just touching the water. At this point, you will need to suspend the strip in the glass by using a pencil with bulldog clips – as shown in **Image 1**.
- The water will be drawn up into the paper and will mix with the marker pen!
- Try experimenting with multiple colours on one strip.

1.



2.



ExxonMobil

# Week 9 – Maths question!

19	17	33
37		

	3		8
9		2	
	1	5	
-5		0	7

In a magic square the sum of each row, column and diagonal is the same. Have a go at filling in the blanks...



# Answers Page for Week 8 Infant/Primary Pack

## Cows Colouring Slide (Page 2)

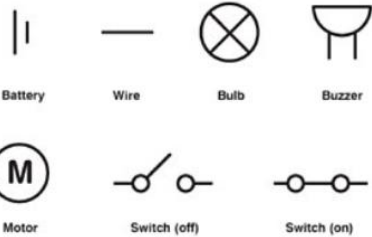
Methane

## Eddie's Head in a Spin Colouring Slide (Page 4)

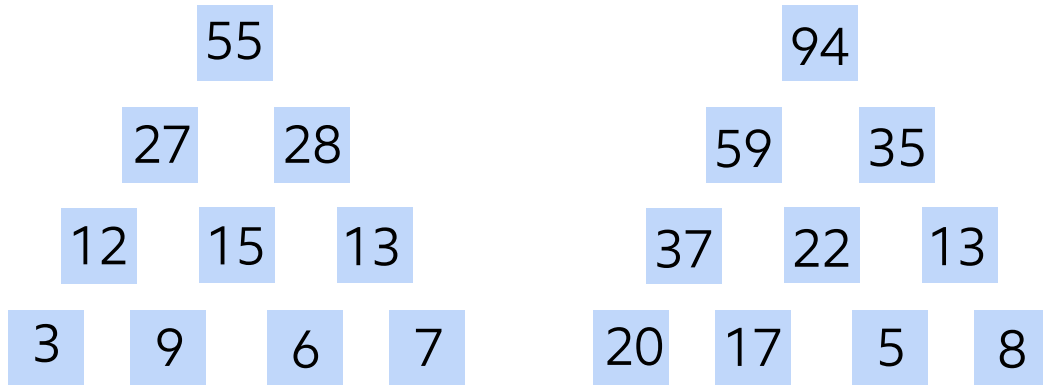
Kitchen

## Electricity Colouring Slide (Page 3)

Website: [BBC Bitesize](#)



## Maths Question Slide (Page 8)



Here are the answers for Week 8 we will include the answers for Week 9 next week! Keep up the good work 😊





We hope you enjoyed the Week 9 activities.

Week 10 will be coming soon.

Best wishes

The ExxonMobil Fawley #SolveItWithSTEM Team!